

PROGRAMMABLE LED INDICATOR



- 4-digit 14 segment LED indicator
- Input for mA, V, Pt100, TC and Potm.
- 2 Relays and analogue output
- Universal voltage supply
- Front key programmable



Application:

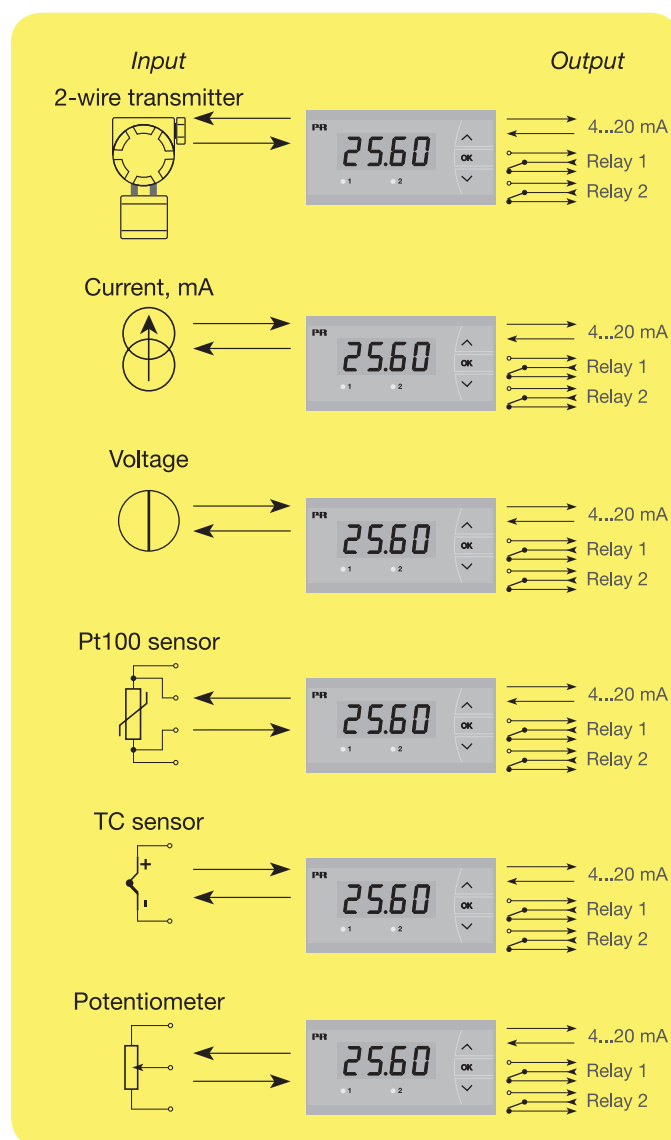
- Display for digital readout of current, voltage, temperature or 3-wire potentiometer signals.
- Process control with 2 potential free relays and / or analogue output.
- For local readout in extreme wet atmospheres with a special designed splash-proof cover.

Technical characteristics:

- 4-digit LED indicator with 13,8 mm 14 segment characters. Max. display readout - 1999...9999 with programmable decimal point, relay ON / OFF-indication.
- All operational parameters can be adjusted to any application by use of the front keys.
- PReview 5714 is available fully-configured according to specifications ready for process control and visualisation.
- In versions with relay outputs the user can minimise the installation test time by activating / deactivating each relay independent of the input signal.

Mounting:

- To be mounted in front panel. An included rubber packing must be mounted between the panel cutout hole and the display front to obtain IP65 (NEMA 4) tightness. PReview 5714 can be delivered with a special designed splash-proof cover as accessory to obtain IP67 tightness.

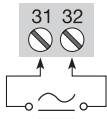


Type	Version	Language
5714	Standard	: A English : UK
	2 Relays	: B Dansk : DK
	Analogue output	: C Français : FR
	Analogue output and 2 relays	: D Deutsch : DE
		Svenska : SE Italiano : IT Español : ES

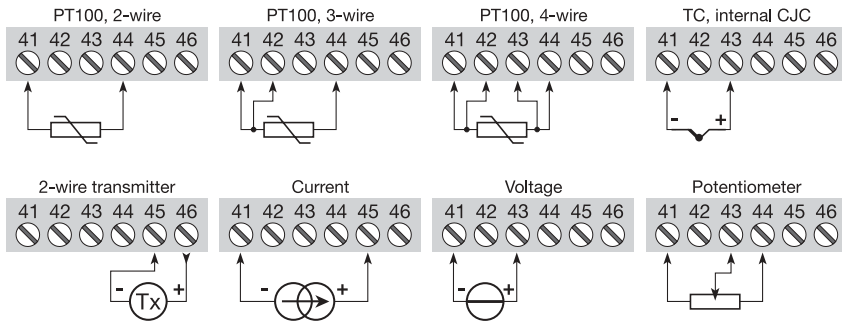
NB! Please order the splash-proof cover (IP67) separately. Order No 8335.

Connections:

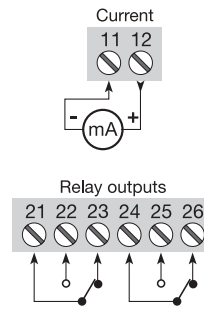
Supply:



Input:



Output:



Electrical specifications:

Specifications range:

-20°C to +60°C

Common specifications:

- Supply voltage..... 24...230 VAC ±10%
50...60 Hz
- Max. consumption..... ≤ 3.5 W
- Isolation voltage / operation..... 2.3 kVAC / 250 VAC
- Signal / noise ratio..... min. 60 dB (0...100 kHz)
- Response time (0...90 %, 100...10 %):
Temperature input..... < 1 s
Current / Voltage input..... < 400 ms
- Calibration temperature..... 20...28°C
- Accuracy, the greater of general and basic values:

TC input:

Type	Min. value	Max. value	Norm
B	+400°C	+1820°C	IEC 60584-1
E	-100°C	+1000°C	IEC 60584-1
J	-100°C	+1200°C	IEC 60584-1
K	-180°C	+1372°C	IEC 60584-1
L	-200°C	+900°C	DIN 43710
N	-180°C	+1300°C	IEC 60584-1
R	-50°C	+1760°C	IEC 60584-1
S	-50°C	+1760°C	IEC 60584-1
T	-200°C	+400°C	IEC 60584-1
U	-200°C	+600°C	DIN 43710
W3	0°C	+2300°C	ASTM E988-90
W5	0°C	+2300°C	ASTM E988-90

General values		
Input type	Absolute accuracy	Temperature coefficient
All	≤ ±0.1% of reading	≤ ±0.01% of reading / °C

Basic values		
Input type	Basic accuracy	Temperature coefficient
mA	≤ ±4 µA	≤ ±0,4 µA / °C
Volt	≤ ±20 µV	≤ ±2 µV / °C
Pt100	≤ ±0.2°C	≤ ±0.02°C / °C
Potentiometer	≤ ±0.1 Ω	≤ ±0.01 Ω / °C
TC-type: E, J, K, L, N, T, U	≤ ±1°C	≤ ±0,05°C / °C
TC-type: B, R, S, W3, W5	≤ ±2°C	≤ ±0,2°C / °C

EMC immunity influence	< ±0.5% of reading
------------------------	--------------------

Auxiliary supplies:

- 2 wire supply 25...16 VDC / 0...20 mA
- Wire size, pin 41-46 (max.) 1 x 1.5 mm² multicore cable
- Wire size, others (max.) 1 x 2.5 mm² multicore cable
- Screw terminal torsion..... 0.5 Nm
- Relative humidity..... < 95% RH (non cond.)
- Dimensions (HxWxD)..... 48 x 96 x 120 mm
- Cutout dimensions..... 44.5 x 91.5 mm
- Tightness (mounted in panel) IP65 (IP67 w. cover 8335)
- Weight 230 g

Pt100- and Potentiometer input:

Input type	Min. value	Max. value	Norm
Pt100	-200°C	+850°C	IEC60751
Potentiometer	10 Ω	100 kΩ	-

- Cable resistance pr. wire, Pt100 (max.)50 Ω
- Sensor current, Pt100 Nom. 0.2 mA
- Effect of sensor cable resistance (3- / 4-wire), Pt100..... < 0.002 Ω / Ω
- Sensor error detection, Pt100 Yes
- Short circuit detection, Pt100 < 15 Ω

- Cold junction compensation (CJC) ... < ±1.0 °C
- Sensor error detection..... Yes
- Sensor error current:
when detecting Nom. 2 µA
else 0 µA
- Current input:**
Measurement range -1...25 mA
Programmable measurement ranges 0...20 and 4...20 mA
Input resistance Nom. 20 Ω + PTC 25 Ω
- Voltage input:**
Measure range..... -20 mV...12 VDC
Programmable measurement ranges 0...1, 0,2...1, 0...10 and 2...10 VDC
Input resistance Nom. 10 MΩ
- Display:**
Display readout -1999...9999 (4 digits)
Decimal point Programmable
Digit height 13,8 mm
Display updating..... 2.2 times / s
Input outside input range is indicated by Explaining text

- Current output:**
Signal range (span)..... 0...20 mA
Programmable signal ranges..... 0...20, 4...20, 20...0 and 20...4 mA
Load (max.)..... 20 mA / 800 Ω / 16 VDC
Load stability ≤ 0.01% of span / 100 Ω
Sensor error detection..... 0 / 3,5 / 23 mA or none
NAMUR NE 43 Upscale 23 mA
NAMUR NE 43 Downscale..... 3,5 mA
Current limit ≤ 28 mA

- Relay outputs:**
Max. voltage..... 250 VRMS
Max. current 2 A / AC
Max. AC power..... 500 VA
Max. current at 24 VDC 1 A
Sensor error detection..... Make/Break/Hold

Marine approval: (NB. Marine and UL certificates pending)
Det Norske Veritas Rules for ships.... Certificat. Notes No.2.4

Observed authority requirements: Standard:

- EMC 89/336/EEC:
Emission and immunity..... EN 61326
- LVD 73/23/EEC..... EN 61010-1
- UL, Standard for Safety: UL 508 and UL 873